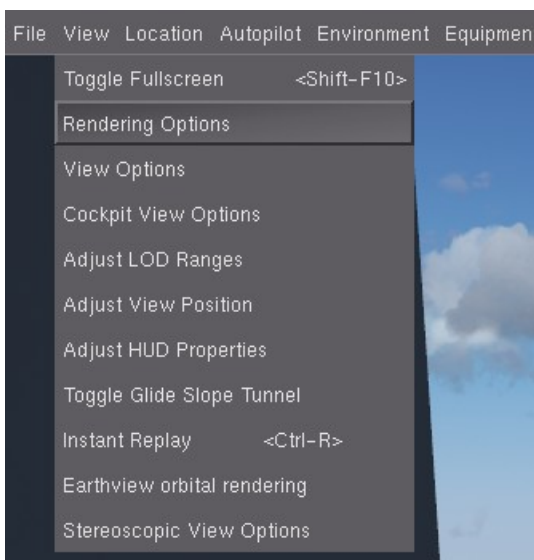


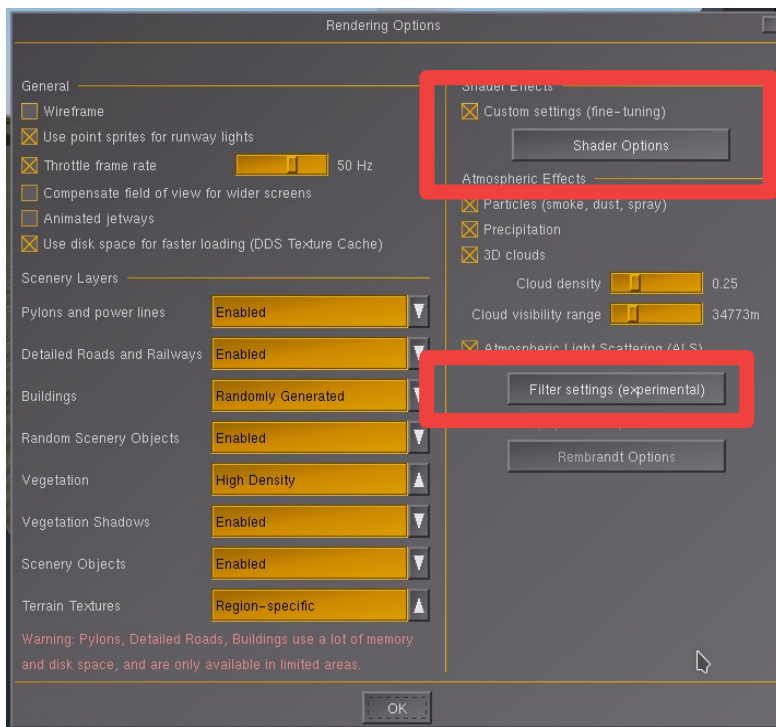
This PA28 model is optimized to look best with certain rendering settings. Please note that

- **this is optional and you can use the aircraft without doing this**
- **adjusting these settings**
 - **may lead to a decrease in performance**
 - **will also stay active for other aircraft you use in FlightGear.**
 - **can be undone at any time by doing the opposite of the procedure described below**

This document will guide you how to set the rendering settings in a way that let's you get the most out of this model, especially its lights.




1. In the menu, go to **View** → **Rendering Settings**



2. Enable **Custom Settings** and **Atmospheric Light Scattering (ALS)**

3. Click on **Shader Options**



4. Set **Landmass** to **minimum 4**
(fully left = 0; fully right = 6)

5. Set **Model** to **minimum 2**
(fully left = 0; fully right = 3)

6. That's it!